



EC - TYPE EXAMINATION CERTIFICATE

Equipment or Protective System Intended for use in Potentially Explosive Atmospheres Directive 94/9/EC

- 3 EC - Type Examination Certificate Number: **Baseefa06ATEX0061X**
- 4 Equipment or Protective System: **The 'Instrumex' Range of In-line and Bulkhead Plug & Socket Connectors**
- 5 Manufacturer: **Hawke International**
- 6 Address: **Oxford Street West, Ashton-under-Lyne, Lancashire, OL7 0NA**
- 7 This equipment or protective system and any acceptable variation thereto is specified in the schedule to this certificate and the documents therein referred to.
- 8 Baseefa (2001) Ltd., Notified Body number 1180, in accordance with Article 9 of the Council Directive 94/9/EC of 23 March 1994, certifies that this equipment or protective system has been found to comply with the Essential Health and Safety Requirements relating to the design and construction of equipment and protective systems intended for use in potentially explosive atmospheres given in Annex II to the Directive.
- The examination and test results are recorded in confidential Report No. **GB/BAS/ExTR 06.0017/00**
- 9 Compliance with the Essential Health and Safety Requirements has been assured by compliance with:
- EN60079-0: 2004 IEC61241-0: 2004**
EN60079-1: 2004 IEC61241-1: 2004
EN60079-7: 2003 + Amendment 1
- except in respect of those requirements listed at item 18 of the Schedule.
- 10 If the sign "X" is placed after the certificate number, it indicates that the equipment or protective system is subject to special conditions for safe use specified in the schedule to this certificate.
- 11 This EC - TYPE EXAMINATION CERTIFICATE relates only to the design and construction of the specified equipment or protective system. Further requirements of the Directive apply to the manufacturing process and supply of this equipment or protective system. These are not covered by this certificate.
- 12 The marking of the equipment or protective system shall include the following :

Ex II 2GD Ex de IIC Ex tD T85°C (T_{amb}= -40 °C to +60 °C) A21 IP66/67

This certificate may only be reproduced in its entirety, without any change, schedule included.

Baseefa Customer Reference No. **0500**

Project File No. **04/0831**

This certificate is granted subject to the general terms and conditions of Baseefa (2001) Ltd. It does not necessarily indicate that the equipment may be used in particular industries or circumstances.

Baseefa

Rockhead Business Park, Staden Lane,
Buxton, Derbyshire SK17 9RZ
Telephone +44 (0) 1298 766600 Fax +44 (0) 1298 766601
e-mail info@baseefa.com web site www.baseefa.com
Baseefa is a trading name of Baseefa (2001) Ltd
Registered in England No. 4305578 at the above address

R S SINCLAIR

DIRECTOR
On behalf of
Baseefa (2001) Ltd.



13

Schedule

14

Certificate Number Baseefa06ATEX0061X

15 Description of Equipment or Protective System

The 'Instrumex' Range of Connectors may be manufactured in brass, steel, stainless steel or bronze, and each comprise a cylindrical body which may take the form of a Type CP In-line Connector, a Type CR In-line Connector or a Type BR Bulkhead Connector.

The male and female parts are joined with a threaded locking ring which is fixed to the male half. When separated the connection chambers are closed with dust caps which are secured in the same manner.

The cylindrical body houses a 4 or 8 way electrical plug and socket arrangement which may be keyed into a range of orientations. The plug and socket insert assemblies are supported from the rear by the cable entry arrangements.

At the rear of the in-line units is an inner armour/braid clamping arrangement. This arrangement has two reversible clamping cone options to accommodate armour/braid sizes from 0 to 1.25mm. In addition the in-line connectors are available with size 'O' and 'Os' rear entries to accommodate cables with outer diameters of 9.5-16mm and 5.5-12mm respectively.

An outer cable clamp arrangement may be secured to the rear of the inline connectors with two hexagon socket grub screws for use when the connectors are to be fitted with either unarmoured or braided cables.

At the rear of the bulkhead units is an internal compression element and an M20 male entry thread for connection through the wall of bulkheads or flameproof enclosures; alternative 1/2" or 3/4" NPT entry threads may be provided

The 4 way connectors are rated up to 250V a.c. 10A or 60V d.c. 2.5A. The 8 way connectors are rated up to 250V a.c. 1A or 60V d.c. 0.25A.

16 Report Number

Baseefa Confidential Report GB/BAS/ExTR 06.0017/00

17 Special Conditions for Safe Use

1. Following disconnection the energized power supply must only be connected to the connector part incorporating the socket connections.
2. The connector part containing the pin connections must not be connected to equipment containing a power supply or energy storage devices likely to cause the plug to remain energized after disconnection.
3. The protective caps are to be fitted immediately following separation.
4. The bulkhead connector is not to be fitted to enclosures/bulkheads where the interface temperature may exceed 80°C. In addition, the integral cables shall be mechanically protected.
5. When used in dust environments the bulkhead mounting thread, is to be sealed in accordance with the installation code of practice to ensure that an ingress protection level of IP6X is maintained.

18 Essential Health and Safety Requirements

All relevant Essential Health and Safety Requirements are covered by the standards listed at item 9.



19 Drawings and Documents

Number	Issue	Date	Description
6327	A	3/5/05	Socket Insert Assembly – 4 Way
6328	A	3/5/05	Pin Insert Assembly – 4 Way
6329	A	3/5/05	Socket Insert Assembly – 8 Way
6330	A	3/5/05	Pin Insert Assembly – 8 Way
6347 Sheets 1 & 2	C	20/2/06	Socket Holder – 4 Way
6348	C	20/2/06	Pin Holder – 4 Way
6349	B	7/1/05	Contact Retainer – 4 Way
6350 Sheets 1 & 2	D	20/2/06	Socket Holder – 8 Way
6351	C	20/2/06	Pin Holder – 8 Way
6352	B	7/1/05	Contact Retainer – 8 Way
6356	A	29/4/05	General Arrangement - CP Assembly
6357	A	29/4/05	General Arrangement - CR Assembly
6358	C	29/4/05	General Arrangement - BR Assembly
6363	A	29/4/05	General Arrangement - Flange Assembly, Detachable
6364	C	12/9/05	CP Body Shell
6365	C	12/9/05	CR Body Shell
6366	B	11/8/05	BR Body Shell
6367	B	3/10/05	Engaging Nut
6368	A	9/3/05	Spigot – c/w Armour/Braid Clamping Cone
6369	A	6/5/05	Label
6370	A	9/3/05	Back Nut
6372	A	4/5/05	Metallic Materials Specs
6373	A	9/3/05	Deluge Boot
6374	A	10/3/05	Flange, Detachable
6376	A	10/3/05	Middle Nut
6377	A	11/3/05	Cable Grip, Bar
6380	A	11/3/05	Cable Grip, Body
6381	A	29/4/05	General Arrangement – Cable Grip
6382	C	3/10/05	CP Cap
6383	C	3/10/05	CR/BR Cap
6384	A	7/1/05	Insert Dimensions, 8 way
6395	B	8/8/05	Cap Retainer
6484 Sheets 1 to 4	B	23/2/06	General Assembly - Connector Assemblies & Notes
6485	A	6/5/05	General Arrangement – Cable Grip, Unarmoured Cable
6653	B	13/2/06	BR Adaptor Shell, M20
6654	B	13/2/06	BR Adaptor Shell, 1/2" NPT
6655	A	24/11/05	BR Front Shell
6656	A	24/11/05	BR Insert Retainer
6657	B	13/2/06	BR Adaptor Shell, 3/4" NPT
6658	A	8/2/06	BR Rear Seal, 4 Way
6659	A	8/2/06	BR Skid Washer, Metric



Number	Issue	Date	Description
6660	A	8/2/06	BR Seal Compressor
6661	A	8/2/06	BR Skid Washer, NPT
6662	A	8/2/06	BR Rear Seal, 8 Way
*3035 Os	A	11/05/01	Backnut Seal, Size Os
*3035 O	A	11/05/01	Backnut Seal, Size O
*3036 Os/O	A	11/05/01	Backnut Clamp, Size Os/O
*3041 O	A	11/05/01	Armour/Braid Clamping Ring (0-0.7 & 0.9-1.25mm)
*3142 O	A	11/05/01	Armour/Braid Clamping Ring (0.4-0.8 & 0.8-1.0mm)

Apart from the following all the above are common to IECEx BAS06.0018X as referenced on associated report GB/BAS/ExTR06.0017/00.

*These drawings are common to other apparatus and are controlled by, and held with, EC-Component Certificate BAS01ATEX2060U as referenced on associated IECEx Report UK/BAS/04/0259.



1 **SUPPLEMENTARY EC - TYPE EXAMINATION CERTIFICATE**

2 **Equipment or Protective System Intended for use in Potentially Explosive Atmospheres
Directive 94/9/EC**

3 Supplementary EC - Type Examination Certificate Number: **Baseefa06ATEX0061X/1**
4 Equipment or Protective System: **The 'Instrumex' Range Of In-line and Bulkhead Plug & Socket Connectors**
5 Manufacturer: **Hawke International**
6 Address: **Oxford Street West, Ashton-under-Lyne, Lancashire, OL7 0NA**

7 This supplementary certificate extends EC – Type Examination Certificate No. **Baseefa06ATEX0061X** to apply to equipment or protective systems designed and constructed in accordance with the specification set out in the Schedule of the said certificate but having any variations specified in the Schedule attached to this certificate and the documents therein referred to.

This supplementary certificate shall be held with the original certificate.

This certificate may only be reproduced in its entirety, without any change, schedule included.


Baseefa Customer Reference No. 0500

Project File No. 06/0551

This certificate is granted subject to the general terms and conditions of Baseefa (2001) Ltd. It does not necessarily indicate that the equipment may be used in particular industries or circumstances.

Baseefa

Rockhead Business Park, Staden Lane,
Buxton, Derbyshire SK17 9RZ
Telephone +44 (0) 1298 766600 Fax +44 (0) 1298 766601
e-mail info@baseefa.com web site www.baseefa.com
Baseefa is a trading name of Baseefa (2001) Ltd
Registered in England No. 4305578 at the above address


R S SINCLAIR
DIRECTOR
On behalf of
Baseefa (2001) Ltd.



13

Schedule

14

Certificate Number Baseefa06ATEX0061X/1

15 Description of the variation to the Equipment or Protective System

Variation 1.1

Introduction of an 'A' size rear cable entry. This size of rear cable entry is to accommodate cables with an outer diameter of 12.5mm to 20.5mm.

16 Report Number

GB/BAS/ExTR06.0124/00

17 Special Conditions for Safe Use

None additional to those listed previously

18 Essential Health and Safety Requirements

Compliance with the Essential Health and Safety Requirements is not affected by this variation.

19 Drawings and Documents

Number	Issue	Date	Description
6484 Sheets 1 & 2 (of 4)	C	27/6/06	General Assembly - Connector Assemblies & Notes
6681	A	29/4/05	General Arrangement - CP Assembly (A Size)
6682	A	29/4/05	General Arrangement - CR Assembly (A Size)
6678	A	19/6/06	CP Body Shell (A Size)
6679	A	19/6/06	CR Body Shell (A Size)
6680	A	9/3/05	Spigot - c/w Armour/Braid Clamping Cone (A Size)
6683	A	10/3/05	Mounting Flange, Machining Detail (A Size)
6684	A	29/4/05	Mounting Flange, Assembly (A Size)

The above drawings are common to, and held on, IECEx BAS 06.0018X.

The following drawings, whilst included in this assembly, are common to other apparatus and are controlled by, and held with, EC-Component Certificate BAS01ATEX2060U as referenced in Report UK/BAS/04/0259

Number	Description
3055 A	Middlenut, Size A
3034 A	Backnut, Size A
3035 A	Backnut Seal, Size A
3036 A	Backnut Clamp, Size A
3041 A	Armour/Braid Clamping Ring (0-0.7 & 0.9-1.25mm)
3142 A	Armour/Braid Clamping Ring (0.4-0.8 & 0.8-1.0mm)



1 **SUPPLEMENTARY EC - TYPE EXAMINATION CERTIFICATE**

2 **Equipment or Protective System Intended for use in Potentially Explosive Atmospheres
Directive 94/9/EC**

3 Supplementary EC - Type Examination Certificate Number: **Baseefa06ATEX0061X/2**

4 Equipment or Protective System: **The 'Instrumex' Range Of In-line and Bulkhead Plug & Socket Connectors**

5 Manufacturer: **Hawke International**

6 Address: **Oxford Street West, Ashton-under-Lyne, Lancashire, OL7 0NA**

7 This supplementary certificate extends EC – Type Examination Certificate No. **Baseefa06ATEX0061X** to apply to equipment or protective systems designed and constructed in accordance with the specification set out in the Schedule of the said certificate but having any variations specified in the Schedule attached to this certificate and the documents therein referred to.

This supplementary certificate shall be held with the original certificate.

This certificate may only be reproduced in its entirety, without any change, schedule included.


Baseefa Customer Reference No. **0500**

Project File No. **06/0956**

This certificate is granted subject to the general terms and conditions of Baseefa (2001) Ltd. It does not necessarily indicate that the equipment may be used in particular industries or circumstances.

Baseefa

Rockhead Business Park, Staden Lane,
Buxton, Derbyshire SK17 9RZ
Telephone +44 (0) 1298 766600 Fax +44 (0) 1298 766601
e-mail info@baseefa.com web site www.baseefa.com
Baseefa is a trading name of Baseefa (2001) Ltd
Registered in England No. 4305578 at the above address


R S SINCLAIR
DIRECTOR
On behalf of
Baseefa (2001) Ltd.



13 **Schedule**

14 **Certificate Number Baseefa06ATEX0061X/2**

15 **Description of the variation to the Equipment or Protective System**

Variation 2.1

Alternative earth continuity arrangement for the plug/socket body shells together with minor modifications to the drawings not affecting the certification

Variation 2.2

Modification to the 8 way socket insert, together with a reduction in the a.c. rated voltage to 60V.

16 **Report Number**

GB/BAS/ExTR07.0015/00

17 **Special Conditions for Safe Use**

None additional to those listed previously

18 **Essential Health and Safety Requirements**

Compliance with the Essential Health and Safety Requirements is not affected by this variation.

19 **Drawings and Documents**

Number	Issue	Date	Description
6357	B	16/1/07	General Arrangement - CR Assembly
6358	D	16/1/07	General Arrangement - BR Assembly
6364	D	12/1/07	CP Body Shell
6365	D	12/1/07	CR Body Shell
6655	B	12/1/07	BR Front Shell
6685	A	29/9/06	Earth Continuity Spring Clip
6350 Sheets 1 & 2	E	5/1/07	Socket Holder – 8 Way
6329	B	5/1/07	Socket Insert Assembly – 8 Way
6369	B	5/1/07	Label



SUPPLEMENTARY EC - TYPE EXAMINATION CERTIFICATE

Equipment or Protective System Intended for use in Potentially Explosive Atmospheres Directive 94/9/EC

- 3 Supplementary EC - Type Examination Certificate Number: **Baseefa06ATEX0061X/3**
- 4 Equipment or Protective System: **The 'Instrumex' Range Of In-line and Bulkhead Plug & Socket Connectors**
- 5 Manufacturer: **Hawke International**
- 6 Address: **Oxford Street West, Ashton-under-Lyne, Lancashire, OL7 0NA**
- 7 This supplementary certificate extends EC – Type Examination Certificate No. **Baseefa06ATEX0061X** to apply to equipment or protective systems designed and constructed in accordance with the specification set out in the Schedule of the said certificate but having any variations specified in the Schedule attached to this certificate and the documents therein referred to.

This supplementary certificate shall be held with the original certificate.

This certificate may only be reproduced in its entirety, without any change, schedule included.


Baseefa Customer Reference No. **0500**

Project File No. **07/0751**

This certificate is granted subject to the general terms and conditions of Baseefa (2001) Ltd. It does not necessarily indicate that the equipment may be used in particular industries or circumstances.

Baseefa

Rockhead Business Park, Staden Lane,
Buxton, Derbyshire SK17 9RZ
Telephone +44 (0) 1298 766600 Fax +44 (0) 1298 766601
e-mail info@baseefa.com web site www.baseefa.com
Baseefa is a trading name of Baseefa (2001) Ltd
Registered in England No. 4305578 at the above address


R S SINCLAIR
DIRECTOR
On behalf of
Baseefa (2001) Ltd.



13

Schedule

14

Certificate Number Baseefa06ATEX0061X/3

15 Description of the variation to the Equipment or Protective System

Variation 3.1

Minor changes to the plug and socket mating threads (tolerances and lead-in) to assist easier mating

16 Report Number

Baseefa Certification Report GB/BAS/ExTR07.0139/00

17 Special Conditions for Safe Use

None additional to those listed previously

18 Essential Health and Safety Requirements

Compliance with the Essential Health and Safety Requirements is not affected by this variation.

19 Drawings and Documents

Number	Issue	Date	Description
6365	E	17/7/07	CR Body Shell
6367	C	23/7/07	Engaging Nut
6382	D	11/7/07	CP Cap
6383	D	23/7/07	CR/BR Cap
6655	C	17/7/07	BR Front Shell

The following drawing is now obsolete and is therefore removed from the certification.

Number	Description
6366	BR Body Shell

The above drawings are common to, and held with, IECEx Certificate of Conformity IECEx BAS06.0018X



1 **SUPPLEMENTARY EC - TYPE EXAMINATION CERTIFICATE**

2 **Equipment or Protective System Intended for use in Potentially Explosive Atmospheres
Directive 94/9/EC**

3 Supplementary EC - Type Examination Certificate Number: **Baseefa06ATEX0061X/4**
4 Equipment or Protective System: **The 'Instrumex' Range Of In-line and Bulkhead Plug & Socket Connectors**
5 Manufacturer: **Hawke International**
6 Address: **Oxford Street West, Ashton-under-Lyne, Lancashire, OL7 0NA**

7 This supplementary certificate extends EC – Type Examination Certificate No. **Baseefa06ATEX0061X** to apply to equipment or protective systems designed and constructed in accordance with the specification set out in the Schedule of the said certificate but having any variations specified in the Schedule attached to this certificate and the documents therein referred to.

This supplementary certificate shall be held with the original certificate.

This certificate may only be reproduced in its entirety, without any change, schedule included.

Baseefa Customer Reference No. **0500**

Project File No. **08/0214**

This certificate is granted subject to the general terms and conditions of Baseefa (2001) Ltd. It does not necessarily indicate that the equipment may be used in particular industries or circumstances.

Baseefa

Rockhead Business Park, Staden Lane,
Buxton, Derbyshire SK17 9RZ
Telephone +44 (0) 1298 766600 Fax +44 (0) 1298 766601
e-mail info@baseefa.com web site www.baseefa.com
Baseefa is a trading name of Baseefa (2001) Ltd
Registered in England No. 4305578 at the above address

R S SINCLAIR
DIRECTOR
On behalf of
Baseefa (2001) Ltd.



13

Schedule

14

Certificate Number Baseefa06ATEX0061X/4

15 Description of the variation to the Equipment or Protective System

Variation 4.1

Minor changes to the label detail.

16 Report Number

Baseefa Certification Report GB/BAS/ExTR08.0094/00

17 Special Conditions for Safe Use

None additional to those listed previously

18 Essential Health and Safety Requirements

Compliance with the Essential Health and Safety Requirements is not affected by this variation.

19 Drawings and Documents

Number	Issue	Date	Description
6369	C	26/03/08	Label

The above drawing is common to, and held with, IECEx Certificate of Conformity IECEx BAS06.0018X



1 **SUPPLEMENTARY EC - TYPE EXAMINATION CERTIFICATE**

2 **Equipment or Protective System Intended for use in Potentially Explosive Atmospheres
Directive 94/9/EC**

3 Supplementary EC - Type Examination Certificate Number: **Baseefa06ATEX0061X/5**

4 Equipment or Protective System: **The 'Instrumex' Range Of In-line and Bulkhead Plug & Socket Connectors**

5 Manufacturer: **Hawke International**

6 Address: **Oxford Street West, Ashton-under-Lyne, Lancashire, OL7 0NA**

7 This supplementary certificate extends EC - Type Examination Certificate No. **Baseefa06ATEX0061X** to apply to equipment or protective systems designed and constructed in accordance with the specification set out in the Schedule of the said certificate but having any variations specified in the Schedule attached to this certificate and the documents therein referred to.

This supplementary certificate shall be held with the original certificate.

This certificate may only be reproduced in its entirety, without any change, schedule included.

Baseefa Customer Reference No. **0500**

Project File No. **09/0227**

This certificate is granted subject to the general terms and conditions of Baseefa Ltd. It does not necessarily indicate that the equipment may be used in particular industries or circumstances.

Baseefa

Rockhead Business Park, Staden Lane,
Buxton, Derbyshire SK17 9RZ
Telephone +44 (0) 1298 766600 Fax +44 (0) 1298 766601
e-mail info@baseefa.com web site www.baseefa.com
Baseefa is a trading name of Baseefa Ltd
Registered in England No. 4305578. Registered address as above


R S SINCLAIR
DIRECTOR
On behalf of
Baseefa Ltd.



13

Schedule

14

Certificate Number Baseefa06ATEX0061X/5

15 Description of the variation to the Equipment or Protective System

Variation 5.1

An increase in the 60V d.c. rating of the 8 way connector from 0.25A to 0.5A

16 Report Number

Baseefa Certification Report GB/BAS/ExTR09.0106/00

17 Special Conditions for Safe Use

None additional to those listed previously

18 Essential Health and Safety Requirements

Compliance with the Essential Health and Safety Requirements is not affected by this variation.

19 Drawings and Documents

Number	Issue	Date	Description
6369	D	06/03/09	Label

The above drawing is common to, and held with IECEx BAS06.0018X.



SUPPLEMENTARY EC - TYPE EXAMINATION CERTIFICATE

**Equipment or Protective System Intended for use in Potentially Explosive Atmospheres
Directive 94/9/EC**

- 3 Supplementary EC - Type Examination Certificate Number: **Baseefa06ATEX0061X/6**
- 4 Equipment or Protective System: **The 'Instrumex' Range Of In-line and Bulkhead Plug & Socket Connectors**
- 5 Manufacturer: **Hawke International**
- 6 Address: **Oxford Street West, Ashton-under-Lyne, Lancashire, OL7 0NA**
- 7 This supplementary certificate extends EC – Type Examination Certificate No. **Baseefa06ATEX0061X** to apply to equipment or protective systems designed and constructed in accordance with the specification set out in the Schedule of the said certificate but having any variations specified in the Schedule attached to this certificate and the documents therein referred to.

This supplementary certificate shall be held with the original certificate.

This certificate may only be reproduced in its entirety, without any change, schedule included.

Baseefa Customer Reference No. **0500**

Project File No. **11/0171**

This certificate is granted subject to the general terms and conditions of Baseefa. It does not necessarily indicate that the equipment may be used in particular industries or circumstances.



Baseefa

Rockhead Business Park, Staden Lane,
Buxton, Derbyshire SK17 9RZ

Telephone +44 (0) 1298 766600 Fax +44 (0) 1298 766601
e-mail info@baseefa.com web site www.baseefa.com

Baseefa is a trading name of Baseefa Ltd

Registered in England No. 4305578. Registered address as above.


pp R S SINCLAIR 
DIRECTOR
On behalf of
Baseefa



13

Schedule

14

Certificate Number Baseefa06ATEX0061X/6

15 Description of the variation to the Equipment or Protective System

Variation 6.1

Minor change to the 8 way connector pins to aid alignment.

16 Report Number

Baseefa Certification Report GB/BAS/ExTR11.0054/00

17 Special Conditions for Safe Use

None additional to those listed previously

18 Essential Health and Safety Requirements

Compliance with the Essential Health and Safety Requirements is not affected by this variation.

19 Drawings and Documents

Number	Issue	Date	Description
6393	B	4/1/11	Pin Contact, 8 Way

The above drawing is common to, and held with, IECEx Certificate of Conformity IECEx BAS06.0018X



SUPPLEMENTARY EC - TYPE EXAMINATION CERTIFICATE

Equipment or Protective System Intended for use in Potentially Explosive Atmospheres Directive 94/9/EC

- 3 Supplementary EC - Type Examination Certificate Number: **Baseefa06ATEX0061X/7**
- 4 Equipment or Protective System: **The 'Instrumex' Range Of In-line and Bulkhead Plug & Socket Connectors**
- 5 This certificate is held by: **Hawke International**
- 6 Address: **Oxford Street West, Ashton-under-Lyne, Lancashire, OL7 0NA**
- 7 This supplementary certificate extends EC – Type Examination Certificate No. Baseefa06ATEX0066X to apply to equipment or protective systems designed and constructed in accordance with the specification set out in the Schedule of the said certificate but having any variations specified in the Schedule attached to this certificate and the documents therein referred to.
- 8 Item 9 of the original Certificate is replaced by "Compliance with the Essential Health and Safety Requirements has been assured by compliance with:
- EN 60079-0: 2011 EN 60079-1: 2007 EN 60079-7: 2007 EN 60079-31: 2009**
- except in respect of those requirements listed at item 18 of the Schedule."
- 9 The marking of the equipment has changed from the original Certificate and shall include the following:
- Ex II 2 GD Ex d e IIC Gb Ex tb IIIC Db T85°C (T_{amb} = -40°C to +60°C) IP66/67**

This certificate shall be held with the original certificate and may only be reproduced in its entirety, without any change, schedule included.

Baseefa Customer Reference No. **0500**

Project File No. **11/0441**

This certificate is granted subject to the general terms and conditions of Baseefa. It does not necessarily indicate that the equipment may be used in particular industries or circumstances.

Baseefa

Rockhead Business Park, Staden Lane,
Buxton, Derbyshire SK17 9RZ
Telephone +44 (0) 1298 766600 Fax +44 (0) 1298 766601
e-mail info@baseefa.com web site www.baseefa.com
Baseefa is a trading name of Baseefa Ltd
Registered in England No. 4305578. Registered address as above.

R S SINCLAIR
DIRECTOR
On behalf of
Baseefa



13

Schedule

14

Certificate Number Baseefa06ATEX0061X/7

15 Description of the variation to the Equipment or Protective System

Variation 7.1

To allow the introduction of an alternative DLS back seal assembly and middle nut, alternative armour clamping rings and spigots incorporating a 5° angle, together with minor dimensional changes to drawings that do not affect certification. updating to the current editions of the standards and clarification of the current certified drawings to those listed below.

Variation 7.2

To confirm that the equipment covered by this certificate has been reviewed against the requirements of EN 60079-0: 2011, EN 60079-1: 2007 EN 60079-7: 2007 and EN 60079-31: 2009 in respect of the differences from the standards to which this certificate was issued; none of these differences affect this equipment, other than the code marking requirements which have been addressed.

16 Report Number

Baseefa Certification Report GB/BAS/ExTR 11.0273/00

17 Specific Conditions of Use

None additional to those listed previously

18 Essential Health and Safety Requirements

Compliance with the Essential Health and Safety Requirements is not affected by this variation.

19 Drawings and Documents

Number	Issue	Date	Description
6327**	A	3/5/05	Socket Insert Assembly – 4 Way
6328**	A	4/5/05	Pin Insert Assembly – 4 Way
6329**	B	5/1/07	Socket Insert Assembly – 8 Way
6330	B	28/04/11	Pin Insert Assembly – 8 Way
6347 Sheets 1 & 2**	C	20/02/06	Socket Holder – 4 Way
6348**	C	21/2/06	Pin Holder – 4 Way
6349	C	26/09/11	Contact Retainer – 4 Way
6350 Sheets 1 & 2**	E	05/01/07	Socket Holder – 8 Way
6351**	C	20/2/06	Pin Holder – 8 Way
6352**	B	7/1/05	Contact Retainer – 8 Way
6356	B	02/10/11	General Arrangement - CP Assembly
6357	C	27/10/11	General Arrangement - CR Assembly
6358	E	27/01/11	General Arrangement - BR Assembly
6363**	A	29/4/05	General Arrangement - Flange Assembly, Detachable
6364	E	07/04/11	CP Body Shell



Number	Issue	Date	Description
6365	F	26/09/11	CR Body Shell
6366**	B	11/8/05	BR Body Shell
6367**	C	23/07/07	Engaging Nut
6368	C	02/08/11	Spigot – c/w Armour/Braid Clamping Cone
6369	E	27/10/11	Label
6370**	A	9/3/05	Back Nut
6372	B	16/11/11	Metallic Materials Specs
6373**	A	9/3/05	Deluge Boot
6374**	A	10/3/05	Flange, Detachable
6376**	A	10/3/05	Middle Nut
6377**	A	11/3/05	Cable Grip, Bar
6380**	A	11/3/05	Cable Grip, Body
6381**	A	29/4/05	General Arrangement – Cable Grip
6382	D	11/07/07	CP Cap
6383**	C	3/10/05	CR/BR Cap
6384**	A	7/1/05	Insert Dimensions, 8 way
6395**	B	8/8/05	Cap Retainer
6484 Sheets 1 to 2**	C	27/6/06	General Assembly - Connector Assemblies & Notes
6484 Sheets 3 to 4**	B	23/2/06	General Assembly - Connector Assemblies & Notes
6485**	A	6/5/05	General Arrangement – Cable Grip, Unarmoured Cable
6653**	B	13/2/06	BR Adaptor Shell, M20
6654**	B	13/2/06	BR Adaptor Shell, 1/2" NPT
6655	D	07/04/11	BR Front Shell
6656**	A	24/11/05	BR Insert Retainer
6657**	B	13/2/06	BR Adaptor Shell, 3/4" NPT
6658**	A	8/2/06	BR Rear Seal, 4 Way
6659**	A	8/2/06	BR Skid Washer, Metric
6660**	A	8/2/06	BR Seal Compressor
6661**	A	8/2/06	BR Skid Washer, NPT
6662**	A	8/2/06	BR Rear Seal, 8 Way
6678	B	27/10/11	Instrumex CP Shell A Size Rear
6679	B	27/10/11	Instrumex CR Shell A Size Rear
6680	B	18/11/08	Instrumex Spigot A Size Rear
6681	B	02/05/11	Instrumex CP Assembly A Size Rear
6682	B	02/05/11	Instrumex CR Shell A Size Rear
6683**	A	10/03/05	Mounting Flange machining Detail (A Size)
6684**	A	29/04/05	Mounting flange assembly (A Size)
6685**	A	29/09/06	Earth continuity spring Clip
6970	A	27/10/11	Middle nut
6971 O	A	27/10/11	Instrumex 5° Spigot



Number	Issue	Date	Description
6971 A	A	27/10/11	Instrumex 5°Spigot
3310 O*	A	28/09/11	Clamping Ring RAC
3310 A*	A	29/09/11	Clamping Ring RAC
3281 A*	B	09/03/11	DLS Backnut Size A
3282 Os*	B	27/01/11	DLS Backnut Seal Os
3282 O*	B	14/03/11	DLS Backnut Seal O
3282 A*	B	09/03/11	DLS Backnut Seal A
3283 O*	B	29/04/09	DLS Clamp O
3283 A*	A	16/01/09	DLS Clamp A
3035 Os*	A	11/05/01	Backnut Seal, Size Os
3035 O*	A	11/05/01	Backnut Seal, Size O
3036 Os/O*	A	11/05/01	Backnut Clamp, Size Os/O
3041 O*	A	11/05/01	Armour/Braid Clamping Ring (0-0.7 & 0.9-1.25mm)
3142 O*	A	11/05/01	Armour/Braid Clamping Ring (0.4-0.8 & 0.8-1.0mm)

Apart from the following these are new drawings and are common to, and held with, IECEx BAS 06.0018X

*These are existing drawings and are common to this and other equipment, they are controlled by, held with, and referenced on associated IECEx Report UK/BAS/04/0259.

**These are existing drawings and are unchanged from the original certification and are common to, and held with, IECEx BAS 06.0018X, they are listed for completeness.



1 **SUPPLEMENTARY EC - TYPE EXAMINATION CERTIFICATE**

2 **Equipment or Protective System Intended for use in Potentially Explosive Atmospheres**
Directive 94/9/EC

3 Supplementary EC - Type Examination Certificate Number: **Baseefa06ATEX0061X/8**

4 Equipment or Protective System: **The 'Instrumex' Range Of In-line and Bulkhead Plug & Socket Connectors**

5 Manufacturer: **Hawke International**

6 Address: **Oxford Street West, Ashton-under-Lyne, Lancashire, OL7 0NA**

7 This supplementary certificate extends EC – Type Examination Certificate No. **Baseefa06ATEX0061X** to apply to equipment or protective systems designed and constructed in accordance with the specification set out in the Schedule of the said certificate but having any variations specified in the Schedule attached to this certificate and the documents therein referred to.

This supplementary certificate shall be held with the original certificate.

This certificate may only be reproduced in its entirety, without any change, schedule included.



Baseefa Customer Reference No. **0500**

Project File No. **12/0317**

This certificate is granted subject to the general terms and conditions of Baseefa. It does not necessarily indicate that the equipment may be used in particular industries or circumstances.

Baseefa

Rockhead Business Park, Staden Lane,
Buxton, Derbyshire SK17 9RZ
Telephone +44 (0) 1298 766600 Fax +44 (0) 1298 766601
e-mail info@baseefa.com web site www.baseefa.com
Baseefa is a trading name of Baseefa Ltd
Registered in England No. 4305578. Registered address as above.


R S SINCLAIR 
DIRECTOR
On behalf of
Baseefa



Schedule

13

14

Certificate Number Baseefa06ATEX0061X/8

15 Description of the variation to the Equipment or Protective System

Variation 8.1

To allow the introduction of an alternative rear cable clamping device to the Instrumex CP or CR when fitted with the A Size rear sealing arrangement

16 Report Number

Baseefa Certification Report GB/BAS/ExTR 12.0094/00

17 Specific Conditions of Use

None additional to those listed previously

18 Essential Health and Safety Requirements

Compliance with the Essential Health and Safety Requirements is not affected by this variation.

19 Drawings and Documents

Number	Issue	Date	Description
6681	C	21/03/12	Instrumex CP Assembly A Size Rear
6682	C	21/03/12	Instrumex CR Shell A Size Rear
7130 A	A	20/03/12	Instrumex A Size Backnut (Rear Clamp)
7131 A	A	20/03/12	Instrumex A Size Cable Grip
7132 A	A	21/03/12	Instrumex A Size Armoured Cable Grip Assembly
7133 A	A	21/03/12	Instrumex A Size Unarmoured Cable Grip Assembly
3322 B*	A	12/12/11	421R Clamp Plate Tapped
3323 B*	A	12/12/11	421R Clamp Plate

Apart from the following these are new drawings and are common to, and held with, IECEx BAS 06.0018X

*These drawings are common to this and other equipment and are controlled by, held with, and referenced on associated IECEx Report UK/BAS/04/0259.

SUPPLEMENTARY EC - TYPE EXAMINATION CERTIFICATE

Equipment or Protective System Intended for use in Potentially Explosive Atmospheres Directive 94/9/EC

- 3 Supplementary EC - Type Examination Certificate Number: **Baseefa06ATEX0061X/9**
- 4 Equipment or Protective System: **The "Instrumex" Range of In-line and Bulkhead Plug & Socket Connectors**
- 5 Manufacturer: **Hawke International (A Division of Hubbell Limited, A Member of the Hubbell Group)**
- 6 Address: **Oxford Street West, Ashton-under-Lyne, Lancashire, OL7 0NA**
- 7 This supplementary certificate extends EC – Type Examination Certificate No. **Baseefa06ATEX0061X** to apply to equipment or protective systems designed and constructed in accordance with the specification set out in the Schedule of the said certificate but having any variations specified in the Schedule attached to this certificate and the documents therein referred to.
- 8 Item 9 of the original Certificate is replaced by "Compliance with the Essential Health and Safety Requirements has been assured by compliance with:

EN 60079-0:2012 EN 60079-1:2014 EN 60079-31:2014

except in respect of those requirements listed at item 18 of the Schedule."

- 9 The marking of the equipment has changed from the original Certificate and shall include the following:

Ex II 2GD Ex db e IIC Gb/ Ex tb IIIC Db T85°C (Tamb = -40°C to +60°C) IP66/67

The original certificate was issued by The Electrical Equipment Certification Service, Notified Body Number 0600, which retains responsibility for its original documentation. Baseefa, Notified Body Number 1180, is responsible only for the additional work relating to this supplementary certificate and any other supplementary certificate it has issued.

This certificate shall be held with the original certificate.

Baseefa Customer Reference No. **0500**

Project File No. **14/0608**

This document is issued by the Company subject to its General Conditions for Certification Services accessible at <http://www.sgs.com/en/Terms-and-Conditions.aspx> and the Supplementary Terms and Conditions accessible at <http://www.baseefa.com/terms-and-conditions.asp>. Attention is drawn to the limitation of liability, indemnification and jurisdiction issues defined therein. Any holder of this document is advised that information contained herein reflects the Company's findings at the time of its intervention only and within the limits of Client's instructions, if any. It does not necessarily indicate that the equipment may be used in particular industries or circumstances. The Company's sole responsibility is to its Client and this document does not exonerate parties to a transaction from exercising all their rights and obligations under the transaction documents. This document cannot be reproduced except in full, schedule included, without prior written approval of the Company. Any unauthorized alteration, forgery or falsification of the content or appearance of this document is unlawful and offenders may be prosecuted to the fullest extent of the law.

SGS Baseefa Limited

Rockhead Business Park, Staden Lane,
Buxton, Derbyshire SK17 9RZ

Telephone +44 (0) 1298 766600 Fax +44 (0) 1298 766601

e-mail info@baseefa.com web site www.baseefa.com

Registered in England No. 4305578.

Registered address: Rossmore Business Park, Ellesmere Port, Cheshire, CH65 3EN

R S Sinclair

R S SINCLAIR

GENERAL MANAGER

On behalf of SGS Baseefa Limited

Re-issued 11th February 2015 to replace original

Schedule

13

14

Certificate Number Baseefa06ATEX0061X/9

15 Description of the variation to the Equipment or Protective System

Variation 9.1

To allow the introduction of a 9 WAY "InstrumEx" In-line and Bulkhead Plug and Socket Connector to the existing range and to update the certificate to comply with EN 60079-1:2014 and EN 60079-31:2014 standards.

Variation 9.2

To update the marking and description of the associated equipment

Variation 9.3

To include an additional Specific Condition of Safe Use

16 Report Number

GB/BAS/ExTR14.0307/00

17 Specific Conditions of Use

In additional to those listed previously

1. Flameproof joints are not intended to be repaired.

18 Essential Health and Safety Requirements

Compliance with the Essential Health and Safety Requirements is not affected by this variation.

19 Drawings and Documents

Number	Sheet	Issue	Date	Description
6396	1 OF 1	F	15/01/15	INSTRUMEX LABEL OR PRODUCT MARKING
6370 B	1 OF 1	A	19/05/14	9 WAY INSTRUMEX BACK NUT B SIZE
6372	1 of 1	C	7/1/15	INSTRUMEX MATERIAL SPECIFICATIONS
6381	1 OF 1	B	02/06/14	INSTRUMEX CABLE GRIP ASSEMBLY
6485	1 OF 1	B	02/06/14	INSTRUMEX CABLE GRIP ASSEMBLY UNARMoured CABLE
6536	1 OF 1	A	20/04/11	INSTRUMEX CONTACT RETAINER – 9 WAY
6537	1 OF 1	A	16/05/11	INSTRUMEX SOCKET HOLDER – 9 WAY
6538	1 OF 1	A	16/05/11	INSTRUMEX PIN HOLDER – 9 WAY
6539	1 OF 1	A	20/05/11	INSTRUMEX CONTINUITY SPRING FOR 9 WAY
6611	1 OF 1	A	20/04/11	INSTRUMEX CP SHELL B SIZE REAR
6612	1 OF 1	A	12/05/11	INSTRUMEX CR SHELL SIZE B
6613	1 OF 1	A	12/05/11	INSTRUMEX CP / BR CAP
6614	1 OF 1	A	20/04/11	INSTRUMEX ENGAGING NUT
6615	1 OF 1	A	26/04/11	INSTRUMEX CP CAP
6616	1 OF 1	A	20/05/11	INSTRUMEX MIDDLE NUT A – B SIZE
6617	1 OF 1	A	20/04/11	B SIZE INSTRUMEX SPIGOT FOR 9 WAY
6618	1 OF 1	A	20/04/11	A SIZE INSTRUMEX SPIGOT FOR 9 WAY
6619	1 OF 1	A	09/05/11	9 WAY INSTRUMEX FLANGE B SIZE REAR
6667	1 OF 1	C	5/6/09	Ex BR REDUCERS
6961	1 OF 1	A	3/3/13	F.O. / 9 WAY INSTRUMEX CAP RETAINER
6962	1 OF 1	A	02/06/14	9 WAY INSTRUMEX FLANGE ASSEMBLY
7023	1 OF 1	A	15/10/12	9 WAY INSTRUMEX BR ADAPTOR SHELL – M32

Number	Sheet	Issue	Date	Description
7024	1 OF 1	A	15/10/12	INSTRUMEX 9 WAY BR FRONT SHELL
7025	1 OF 1	A	15/10/12	INSTRUMEX 9 WAY BR INSERT RETAINER
7026	1 OF 1	A	16/10/12	INSTRUMEX 9 WAY BR COMPRESSOR
7090	1 OF 1	A	22/05/14	9 WAY INSTRUMEX BR SEAL <i>Needs Swapping With Allan.</i>
7091	1 OF 1	A	27/05/14	9 WAY INSTRUMEX SOCKET INSERT ASSEMBLY
7092	1 OF 1	A	27/05/14	9 WAY INSTRUMEX PIN INSERT ASSEMBLY
7093	1 OF 1	A	27/05/14	9 WAY INSTRUMEX BR SKID WASHER METRIC ENRTY
7094	1 OF 1	A	25/06/14	0 SIZE REDUCER SPIGOT 9 WAY INSTRUMEX
7095	1 OF 1	A	25/06/14	9 WAY INSTRUMEX MIDDLE NUT B - 0 SIZE
7096	1 OF 1	A	27/05/14	9 WAY INSTRUMEX BR ASSEMBLY
7097	1 OF 1	A	02/05/14	9 WAY INSTRUMEX CR ASSEMBLY
7098	1 OF 1	A	03/06/14	9 WAY INSTRUMEX CP ASSEMBLY
7099	1 TO 4	A	15/07/14	9 WAY INSTRUMEX CERTIFICATION DRAWING
7109	1 OF 1	A	08/09/14	9 WAY INSTRUMEX BR SKID WASHER NPT ENRTY
7125	1 OF 1	A	25/06/14	9 WAY INSTRUMEX BR ADAPTOR SHELL - 1" NPT
7128 B	1 OF 1	A	08/09/14	9 WAY INSTRUMEX CABLE CLAMP PLATES B SIZE
7129 B	1 OF 1	A	08/09/14	9 WAY INSTRUMEX CABLE CLAMP PLATE B SIZE THREADED
7132	1 OF 1	A	21/3/12	INSTRUMEX A SIZE CABLE GRIP ASSEMBLY
7133	1 OF 1	A	21/3/12	INSTRUMEX A SIZE UNARMoured CABLE GRIP ASSEMBLY

These drawings are common to, and are held with, IECEx BAS 06.0018X

1 **SUPPLEMENTARY EC - TYPE EXAMINATION CERTIFICATE**

2 **Equipment or Protective System Intended for use in Potentially Explosive Atmospheres
Directive 94/9/EC**

3 Supplementary EC - Type Examination Certificate Number: **Baseefa06ATEX0061X/10**

4 Equipment or Protective System: **The "Instrumex" Range of In-line and Bulk head Plug and Socket Connectors**

5 Manufacturer: **Hawke International (A Division of Hubbell Limited, A Member of the Hubbell Group of Companies)**

6 Address: **Oxford Street West, Ashton-under-Lyne, Lancashire, OL7 0NA**

7 This supplementary certificate extends EC – Type Examination Certificate No. **Baseefa06ATEX0061X** to apply to equipment or protective systems designed and constructed in accordance with the specification set out in the Schedule of the said certificate but having any variations specified in the Schedule attached to this certificate and the documents therein referred to.

This supplementary certificate shall be held with the original certificate.

Baseefa Customer Reference No. **0500**

Project File No. **15/0941**

This document is issued by the Company subject to its General Conditions for Certification Services accessible at <http://www.sgs.com/en/Terms-and-Conditions.aspx> and the Supplementary Terms and Conditions accessible at <http://www.baseefa.com/terms-and-conditions.asp>. Attention is drawn to the limitation of liability, indemnification and jurisdiction issues defined therein. Any holder of this document is advised that information contained herein reflects the Company's findings at the time of its intervention only and within the limits of Client's instructions, if any. It does not necessarily indicate that the equipment may be used in particular industries or circumstances. The Company's sole responsibility is to its Client and this document does not exonerate parties to a transaction from exercising all their rights and obligations under the transaction documents. This document cannot be reproduced except in full, schedule included, without prior written approval of the Company. Any unauthorized alteration, forgery or falsification of the content or appearance of this document is unlawful and offenders may be prosecuted to the fullest extent of the law.

SGS Baseefa Limited

Rockhead Business Park, Staden Lane,
Buxton, Derbyshire SK17 9RZ

Telephone +44 (0) 1298 766600 Fax +44 (0) 1298 766601

e-mail info@baseefa.com web site www.baseefa.com

Registered in England No. 4305578.

Registered address: Rossmore Business Park, Ellesmere Port, Cheshire, CH65 3EN


R S SINCLAIR

GENERAL MANAGER

On behalf of SGS Baseefa Limited

13

Schedule

14

Certificate Number Baseefa06ATEX0061X/10

15 Description of the variation to the Equipment or Protective System

Variation 10.1

To allow the replacement of the rubber link on the CAP to a metal chain link

Variation 10.2

To permit several drawing changes to highlight the inclusion of the metal chain link

16 Report Number

GB/BAS/ExTR16.0034/00

17 Specific Conditions of Use

None additional to those listed previously

18 Essential Health and Safety Requirements

Compliance with the Essential Health and Safety Requirements is not affected by this variation.

19 Drawings and Documents

Number	Sheet	Issue	Date	Description
6356	1 of 1	C	04/08/15	INSTRUMEX CP ASSEMBLY
6357	1 of 1	D	27/10/11	INSTRUMEX CR ASSEMBLY
6358	1 of 1	F	05/08/15	INSTRUMEX BR ASSEMBLY
6382	1 of 1	E	06/08/15	INSTRUMEX CP CAP CHAIN RETAINED VERSION
6383	1 of 1	E	06/08/15	INSTRUMEX CR CAP CHAIN VERSION
6611	1 of 1	B	5/8/15	INSTRUMEX CP SHELL B SIZE REAR
6612	1 of 1	B	5/8/15	INSTRUMEX CR SHELL SIZE B
6613	1 of 1	B	04/08/15	9 WAY INSTRUMEX CR/BR CAP
6615	1 of 1	B	04/08/15	9 WAY INSTRUMEX CP CAP
7096	1 of 1	B	10/08/15	9 WAY INSTRUMEX BR ASSEMBLY
7097	1 of 1	B	10/08/15	9 WAY INSTRUMEX CR ASSEMBLY
7098	1 of 1	B	10/08/15	9 WAY INSTRUMEX CP ASSEMBLY
7250	1 of 1	B	15/9/15	INSTRUMEX CAP RETAINER 4 WAY
7253	1 of 1	A	15/9/15	INSTRUMEX CAP RETAINER 9 WAY

These drawings are common to, and are held with, IECEx BAS 06.0018X.

1 SUPPLEMENTARY EU - TYPE EXAMINATION CERTIFICATE

**2 Equipment or Protective System Intended for use in Potentially Explosive Atmospheres
Directive 2014/34/EU**

3 Supplementary EU - Type Examination Certificate Number: **Baseefa06ATEX0061X/11**

3.1 In accordance with Article 41 of Directive 2014/34/EU, EC-Type Examination Certificates referring to 94/9/EC that were in existence prior to the date of application of 2014/34/EU (20 April 2016) may be referenced as if they were issued in accordance with Directive 2014/34/EU. Supplementary Certificates to such EC-Type Examination Certificates, and new issues of such certificates, may continue to bear the original certificate number issued prior to 20 April 2016

4 Product: **The "Instrumex" Range of In-line and Bulk head Plug and Socket Connectors**

5 Manufacturer: **Hawke International (A Division of Hubbell Limited, A Member of the Hubbell Group of Companies)**

6 Address: **Oxford Street West, Ashton-under-Lyne, Lancashire, OL7 0NA**

7 This supplementary certificate extends EC – Type Examination Certificate No. **Baseefa06ATEX0061X** to apply to products designed and constructed in accordance with the specification set out in the Schedule of the said certificate but having any variations specified in the Schedule attached to this certificate and the documents therein referred to.

8 SGS Baseefa, Notified Body number 1180, in accordance with Article 17 of Directive 2014/34/EU of the European Parliament and of the Council, dated 26 February 2014, certifies that the product, as modified by this supplementary certificate, has been found to comply with the Essential Health and Safety Requirements relating to the design and construction of products intended for use in potentially explosive atmospheres given in Annex II to the Directive.

SGS Baseefa Customer Reference No. **0500**

Project File No. **17/0484**

This document is issued by the Company subject to its General Conditions for Certification Services accessible at <http://www.sgs.com/en/Terms-and-Conditions.aspx> and the Supplementary Terms and Conditions accessible at <http://www.sgs.com/SGSBaseefa/Terms-and-Conditions.aspx>. Attention is drawn to the limitation of liability, indemnification and jurisdiction issues defined therein. Any holder of this document is advised that information contained herein reflects the Company's findings at the time of its intervention only and within the limits of Client's instructions, if any. It does not necessarily indicate that the equipment may be used in particular industries or circumstances. The Company's sole responsibility is to its Client and this document does not exonerate parties to a transaction from exercising all their rights and obligations under the transaction documents. This document cannot be reproduced except in full, schedule included, without prior written approval of the Company. Any unauthorized alteration, forgery or falsification of the content or appearance of this document is unlawful and offenders may be prosecuted to the fullest extent of the law.

SGS Baseefa Limited

Rockhead Business Park, Staden Lane,
Buxton, Derbyshire SK17 9RZ

Telephone +44 (0) 1298 766600 Fax +44 (0) 1298 766601

e-mail baseefa@sgs.com web site www.sgs.co.uk/baseefa

Registered in England No. 4305578.

Registered address: Rossmore Business Park, Ellesmere Port, Cheshire, CH65 3EN

pp M. Bowney *M. Bowney*

R S SINCLAIR

TECHNICAL MANAGER

On behalf of SGS Baseefa Limited

Schedule

14 **Certificate Number Baseefa06ATEX0061X/11**

15 **Description of the variation to the Product**

Variation 11.1

Clarification on drawing 6662 6369, 6536, 6537 and 6538.

16 **Report Number**

SGS Baseefa Report Reference number: - GB/BAS/ExTR17.0199/00

17 **Specific Conditions of Use**

None additional to those listed previously

18 **Essential Health and Safety Requirements**

Compliance with the Essential Health and Safety Requirements is not affected by this variation.

19 **Drawings and Documents**

Number	Sheet	Issue	Date	Description
6536	1	C	20/04/2011	Instrumex Contact Retainer – 9 Way
6537	1	C	15/05/2011	Instrumex Socket Holder – 9 Way
6538	1	C	15/05/2011	Instrumex Pin Holder – 9 Way
6369	1	F	15/01/2015	Instrumex Label or Product Marking
*6662	1	A	08/02/2006	Instrumex BR Seal – 8 Way

These drawings are common to Baseefa06ATEX0061X and IECEx BAS 06.0018X and are held with the latter.

*This drawing is now common to Baseefa16ATEX0030X, IECEx BAS 16.0032X, Baseefa06ATEX0061X, IECEx BAS 06.0018X and is held with the latter.

1 **SUPPLEMENTARY EU - TYPE EXAMINATION CERTIFICATE**

2 **Equipment or Protective System Intended for use in Potentially Explosive Atmospheres**
Directive 2014/34/EU

3 Supplementary EU - Type Examination Certificate Number: **Baseefa06ATEX0061X/12**

3.1 In accordance with Article 41 of Directive 2014/34/EU, EC-Type Examination Certificates referring to 94/9/EC that were in existence prior to the date of application of 2014/34/EU (20 April 2016) may be referenced as if they were issued in accordance with Directive 2014/34/EU. Supplementary Certificates to such EC-Type Examination Certificates, and new issues of such certificates, may continue to bear the original certificate number issued prior to 20 April 2016

4 Product: **The "Instrumex" Range of In-line and Bulk Head Plug & Socket Connectors**

5 Manufacturer: **Hawke International (A Division of Hubbell Limited, A Member of the Hubbell Group of Companies)**

6 Address: **Oxford Street West, Ashton-under-Lyne, Lancashire, OL7 0NA**

7 This supplementary certificate extends EC – Type Examination Certificate No. **Baseefa06ATEX0061X** to apply to products designed and constructed in accordance with the specification set out in the Schedule of the said certificate but having any variations specified in the Schedule attached to this certificate and the documents therein referred to.

8 SGS Baseefa, Notified Body number 1180, in accordance with Article 17 of Directive 2014/34/EU of the European Parliament and of the Council, dated 26 February 2014, certifies that the product, as modified by this supplementary certificate, has been found to comply with the Essential Health and Safety Requirements relating to the design and construction of products intended for use in potentially explosive atmospheres given in Annex II to the Directive.

SGS Baseefa Customer Reference No. **0500**

Project File No. **17/0631**

This document is issued by the Company subject to its General Conditions for Certification Services accessible at <http://www.sgs.com/en/Terms-and-Conditions.aspx> and the Supplementary Terms and Conditions accessible at <http://www.sgs.com/SGSBaseefa/Terms-and-Conditions.aspx>. Attention is drawn to the limitation of liability, indemnification and jurisdiction issues defined therein. Any holder of this document is advised that information contained herein reflects the Company's findings at the time of its intervention only and within the limits of Client's instructions, if any. It does not necessarily indicate that the equipment may be used in particular industries or circumstances. The Company's sole responsibility is to its Client and this document does not exonerate parties to a transaction from exercising all their rights and obligations under the transaction documents. This document cannot be reproduced except in full, schedule included, without prior written approval of the Company. Any unauthorized alteration, forgery or falsification of the content or appearance of this document is unlawful and offenders may be prosecuted to the fullest extent of the law.

SGS Baseefa Limited

Rockhead Business Park, Staden Lane,
Buxton, Derbyshire SK17 9RZ

Telephone +44 (0) 1298 766600 Fax +44 (0) 1298 766601

e-mail baseefa@sgs.com web site www.sgs.co.uk/baseefa

Registered in England No. 4305578.

Registered address: Rossmore Business Park, Ellesmere Port, Cheshire, CH65 3EN

R S Sinclair
R S SINCLAIR

TECHNICAL MANAGER

On behalf of SGS Baseefa Limited

13

Schedule

14

Certificate Number Baseefa06ATEX0061X/12

15 Description of the variation to the Product

Variation 12.1

To modify the 9 way CP/CR B size Instrumex connector to accommodate an increased cable size and cable gland clamping assembly.

Variation 12.2

To modify the 4/8 way and 9 way CP/CR Instrumex for accepting a suitably ATEX certified cable gland size M20, M25 4/8 way, and up to M32 entry devices sizes for the 9 way. In this form the connectors are referred to as Instrumex Connectors with threaded rear.

Variation 12.3

Modification to A size CP/CR Instrumex, to remove the existing cap retainer design and replace with new chain cap retainer design.

16 Report Number

SGS Baseefa Report number: - GB/BAS/ExTR17.0282/00

17 Additional Specific Conditions of Use

7 When ATEX certified cable entry devices are used in the 4/8 way and 9 way Instrumex connectors with threaded rear, the cable must be clamped and cleated to prevent pulling and twisting of the cable being transmitted to the terminations.

18 Essential Health and Safety Requirements

Compliance with the Essential Health and Safety Requirements is not affected by this variation.

19 Drawings and Documents

Number	Sheet	Issue	Date	Description
7097	1 of 2	C	26/09/2017	9 Way InstrumEx CR Assembly
7097	2 of 2	C	26/09/2017	9 Way InstrumEx CR Assembly - with threaded rear
7098	1 of 2	C	26/09/2017	9 Way InstrumEx CP Assembly
7098	2 of 2	C	26/09/2017	9 Way InstrumEx CP Assembly – with threaded rear
610321	1	A	28/09/2017	C Size InstrumEx Spigot 9 way
610322	1	A	28/09/2017	InstrumEx CP Shell C Size Rear
610323	1	A	28/09/2017	InstrumEx Cap Retainer C Size 9 way
610324	1	A	28/09/2017	9 Way InstrumEx Flange C Size Rear
610325	1	A	28/09/2017	9 Way InstrumEx Flange Assembly C Size Rear
610326	1	A	28/09/2017	InstrumEx CR Shell C Size Rear
610327	1	A	28/09/2017	InstrumEx Retaining Ring
610328	1	A	28/09/2017	InstrumEx Middle Nut M32- 9 Way
610329	1	A	28/09/2017	InstrumEx Middle Nut M25- 9 Way
610330	1	A	28/09/2017	InstrumEx Middle Nut M20 -9 Way
*3281C	1	A	09/11/09	DLS Middle nut

Number	Sheet	Issue	Date	Description
*3041C	1	A	11/05/01	Clamping Ring RAC
*3324C	1	A	12/03/15	Clamping Backnut for Clamp assembly
*3283C	1	A	09/11/09	DLS Backnut Clamp
*3282C	1	A	09/11/09	DLS Backnut Seal
*3447C	1	A	09/07/15	DLS Back Clamp Assembly C Size
6356	1 of 2	D	26/09/2017	Instrumex CP Assembly - 4/8 Way
6356	2 of 2	D	26/09/2017	Instrumex CP Assembly - With threaded rear 4/8 Way
6357	1 of 2	E	26/09/2017	Instrumex CP Assembly- 4/8Way
6357	2 of 2	E	26/09/2017	Instrumex CP Assembly - With threaded rear 4/8 Way
610332	1	A	02/10/2017	Instrumex 4/8 Way Retaining Ring - 4/8 Way
610333	1	A	02/10/2017	Instrumex Middle Nut M25- 4/8Way
610334	1	A	02/10/2017	Instrumex Middle Nut M20- 4/8Way
6681	1	D	20/09/2017	Instrumex CP Assembly A Size Rear
6678	1	C	14/09/2017	Instrumex CP Shell A Size Rear
6682	1	D	26/09/2017	Instrumex CR Assembly A Size Rear
6679	1	C	14/09/2017	Instrumex CR Shell A Size Rear
610331	1	A	02/10/2017	Instrumex Cap Retainer A Size

These drawings are common to Baseefa06ATEX0061X and held with IEC EX BAS 06.0018X.

*These are existing drawings and are common to this and other equipment and are controlled by, held with and referenced on associated IEC Report BAS04/0259

1 **SUPPLEMENTARY EU - TYPE EXAMINATION CERTIFICATE**

2 **Equipment or Protective System Intended for use in Potentially Explosive Atmospheres**
Directive 2014/34/EU

3 Supplementary EU - Type **Baseefa06ATEX0061X/13**
Examination Certificate Number:

3.1 In accordance with Article 41 of Directive 2014/34/EU, EC-Type Examination Certificates referring to 94/9/EC that were in existence prior to the date of application of 2014/34/EU (20 April 2016) may be referenced as if they were issued in accordance with Directive 2014/34/EU. Supplementary Certificates to such EC-Type Examination Certificates, and new issues of such certificates, may continue to bear the original certificate number issued prior to 20 April 2016

4 Product: **The "InstrumEx" Range of In-line and Bulkhead Plug & Socket Connectors**

5 Manufacturer: **Hawke International (A Division of Hubbell Limited, A Member of the Hubbell Group of Companies)**

6 Address: **Oxford Street West, Ashton-under-Lyne, Lancashire, OL7 0NA**

7 This supplementary certificate extends EC – Type Examination Certificate No. **Baseefa06ATEX0061X** to apply to products designed and constructed in accordance with the specification set out in the Schedule of the said certificate but having any variations specified in the Schedule attached to this certificate and the documents therein referred to.

8 SGS Baseefa, Notified Body number 1180, in accordance with Article 17 of Directive 2014/34/EU of the European Parliament and of the Council, dated 26 February 2014, certifies that the product, as modified by this supplementary certificate, has been found to comply with the Essential Health and Safety Requirements relating to the design and construction of products intended for use in potentially explosive atmospheres given in Annex II to the Directive.

9 Item 9 of the original Certificate is replaced by "Compliance with the Essential Health and Safety Requirements has been assured by compliance with:

EN 60079-0: 2012 + A11: 2013 EN 60079-1: 2014 EN 60079-7: 2015 EN 60079-31: 2014

except in respect of those requirements listed at item 18 of the Schedule."

12 The marking of the equipment has changed from the original Certificate and shall include the following:

Ex II 2GD Ex db eb IIC T6 Gb
Ex tb IIIC T80°C Db (T_{amb} = -40°C to +60°C)

SGS Baseefa Customer Reference No. **0500**

Project File No. **18/0096**

This document is issued by the Company subject to its General Conditions for Certification Services accessible at <http://www.sgs.com/en/Terms-and-Conditions.aspx> and the Supplementary Terms and Conditions accessible at <http://www.sgs.com/SGSBaseefa/Terms-and-Conditions.aspx>. Attention is drawn to the limitation of liability, indemnification and jurisdiction issues defined therein. Any holder of this document is advised that information contained herein reflects the Company's findings at the time of its intervention only and within the limits of Client's instructions, if any. It does not necessarily indicate that the equipment may be used in particular industries or circumstances. The Company's sole responsibility is to its Client and this document does not exonerate parties to a transaction from exercising all their rights and obligations under the transaction documents. This document cannot be reproduced except in full, schedule included, without prior written approval of the Company. Any unauthorized alteration, forgery or falsification of the content or appearance of this document is unlawful and offenders may be prosecuted to the fullest extent of the law.

SGS Baseefa Limited

Rockhead Business Park, Staden Lane,
Buxton, Derbyshire SK17 9RZ

Telephone +44 (0) 1298 766600 Fax +44 (0) 1298 766601

e-mail baseefa@sgs.com web site www.sgs.co.uk/sgsbaseefa

Registered in England No. 4305578.

Registered address: Rossmore Business Park, Ellesmere Port, Cheshire, CH65 3EN

M Powney
R S SINCLAIR

M POWNEY
Certification
Manager

TECHNICAL MANAGER

On behalf of SGS Baseefa Limited

13 **Schedule**

14 **Certificate Number Baseefa06ATEX0061X/13**

15 **Description of the variation to the Product**

Variation 13.1

To confirm that the equipment covered by this certificate has been reviewed against the requirements of EN 60079-0: 2012 +A11: 2013 and EN 60079-7: 2015 in respect of the differences from the standard to which this certificate was issued; none of these differences affect this equipment, other than the code marking requirements which have been addressed.

Variation 13.2

To introduce alternative arrangement to rear components of InstrumEx, 9 way and 4/5 way CP/CR.

Variation 13.3

Allow the alternative intermediate clamping ring size B and C for the Instrumex 9 Way CP/CR.

Variation 13.4

To reduce the dust temperature classification from T85°C to T80°C.

16 **Report Number**

SGS Baseefa Report Number: - GB/BAS/ExTR18.0068/00

17 **Specific Conditions of Use**

None additional to those listed previously

18 **Essential Health and Safety Requirements**

The Essential Health and Safety Requirements (EHSRs) is covered by the standards listed at item 9.

19 **Drawings and Documents**

Number	Sheet	Issue	Date	Description
6356	1 of 2	E	21/03/2018	InstrumEx CP Assembly
6357	1 of 2	F	21/03/2018	InstrumEx CR Assembly
7097	1 of 2	D	21/03/2018	9 Way InstrumEx CR Assembly
7098	1 of 2	D	21/03/2018	9 way InstrumEx CP Assembly
610351	1	A	19/03/2018	InstrumEx Conduit Middle Nut M20
610352_A_M20	1	A	19/03/2018	InstrumEx Conduit Middle Nut B Size – A Size M20
610352_B_M25	1	A	19/03/2018	InstrumEx Conduit Middle Nut B Size – B Size M25
6369	1	G	17/04/2018	Instrumex Label or Product Marking
*3142 B	1	A	11/05/2001	Intermediate Clamping Ring
*3142 C	1	A	11/05/2001	Intermediate Clamping Ring

*These are existing drawings and are common to this and other equipment and are controlled by, held with and referenced on associated IEC Report BAS04/0259.